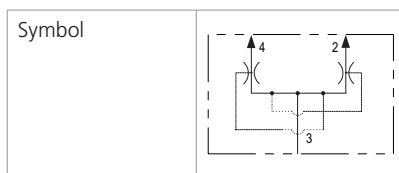


Technical Features

- > Controlled division of flows from the pump to the actuators to ensure mutual synchronisation of movement speed, independent of the different loads of actuators
- > Controlled combination of return flows from actuators to the tank
- > High division accuracy $\pm 10\%$
- > High flow capacity up to 170 l/min
- > In the standard version, the valve is zinc-coated for 520 h protection acc. to ISO 9227

Functional Description

The valve consists of a steel bush for installation in the cavity D4 (VC16-4) and two spools of pressure compensators, the position of which is mechanically influenced by each other. When dividing the flow, the fluid from the pump enters the bush through the radial opening 3, flows into internal spaces of spools and is divided to the actuators through openings 2 and 4. The spools of two-way compensators ensure a constant pressure drop by throttling on the edges of outlet openings and thus a constant flow, independent of the change in the load pressures in channels 2 and 4.



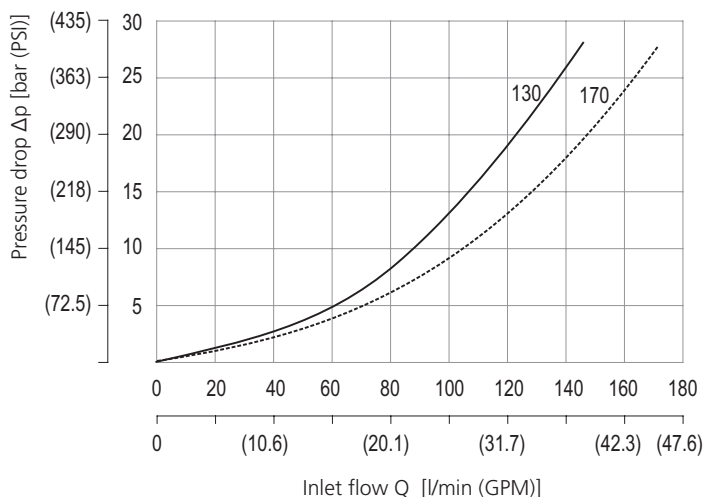
Technical Data

Valve size / Cartridge cavity		1-5/16-12 UN-2A / D4 (VC16-4)
Max. flow	l/min (GPM)	170 (44.9)
Max. operating pressure	bar (PSI)	350 (5080)
Fluid temperature range (NBR)	°C (°F)	-20 ... +80 (-4 ... +176)
Division ratio	%	50 / 50 standard
Max. flow variation	%	± 10
Viscosity range	mm ² s ⁻¹	15 ... 250
Weight	kg (lbs)	0.27 (0.60)

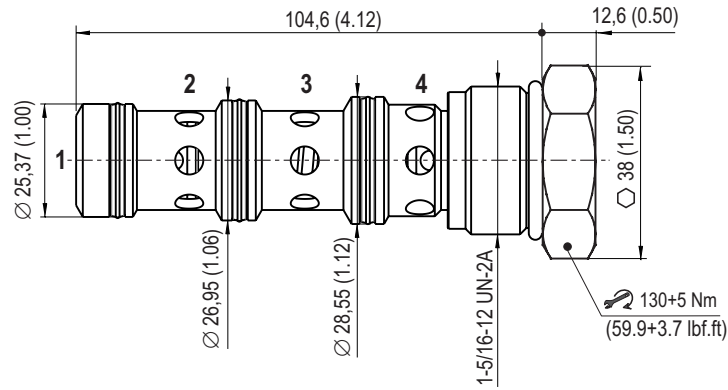
		Datasheet	Type
General information		GI_0060	Products and operating conditions
Valve bodies	In-line mounted	SB_0018	SB-D4*
Cavity details		SMT_0019	SMT-D4*
Spare parts		SP_8010	

Characteristics measured at $v = 40 \text{ mm}^2/\text{s}$ (195 SUS)

Pressure drop related to inlet flow rate



Dimensions in millimeters (in)



Ordering Code

SFD2F-D4 / E - B

Flow divider - combiner valve

Valve cavity
1-5/16-12 UN (VC 16-4)

Flow rate (inlet flow)
40 - 130 l/min (10.6 - 34.3 GPM)
60 - 170 l/min (15.9 - 44.9 GPM)

130
170

No designation

Surface treatment
zinc-coated (ZnNi), ISO 9227 (520 h)

Seals
NBR + PU



Sealing material

Valve type	Bush sealings	Plug sealing
NBR (No designation in ordering code)	Polyurethan D-shaped sealing rings Resilon ® D-Ring Seal	O-Ring NBR

When using working fluids other than mineral oils, we recommend checking the compatibility of the sealing materials with the working fluid.



WARNING

Required minimum cleanliness of working fluid

Flow dividers are sensitive to impurities in working fluid. Therefore, to ensure reliable function of valves, we recommend a minimum cleanliness class of working fluid 19/16/13 ISO 4406 throughout the entire operating pressure range and the use of a filter element with a filter fineness between 5 and 8 µm (β=200).